



THIRD SPACE
LEARNING

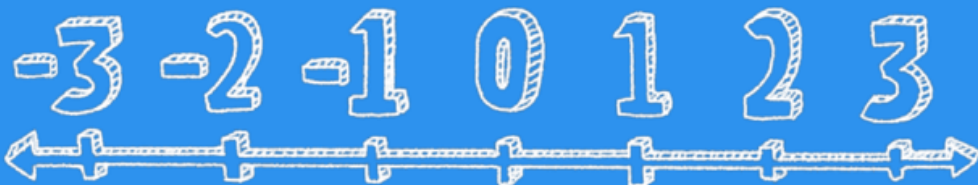


-2 -4

3 -3

HELLO!

Today we are going to learn about
adding and subtracting positive and negative
numbers






Warm up for adding and subtracting positive and negative numbers

1. Count on 10 from -2 .
2. $14 - 14$
3. Count back 5 from 3.
4. What is the interval between -5 and 5 ?
5. $12 - 4 - 2$
6. $3 + 10 - 4$
7. Go back 2 from -5 .

Adding and subtracting positive and negative numbers

In this session, we are going to learn:

-  adding a negative number and a positive number
-  adding two negative numbers
-  subtracting a negative number from a negative and a positive number



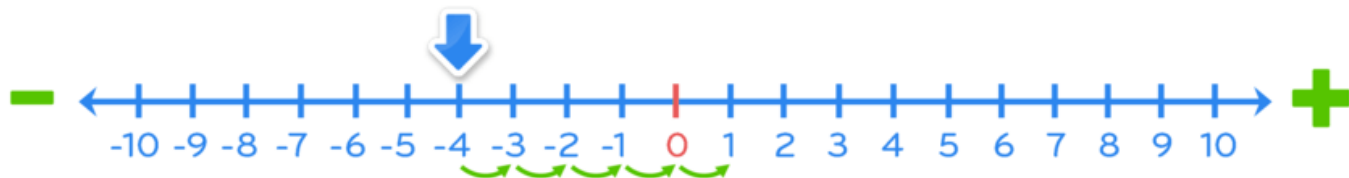
Adding and subtracting negative numbers



1. $-2 + 4 =$

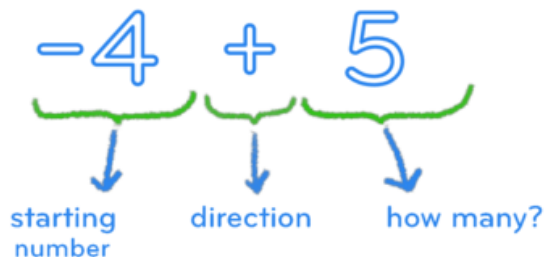
2. $-2 - 4 =$

Adding a positive number to a negative number

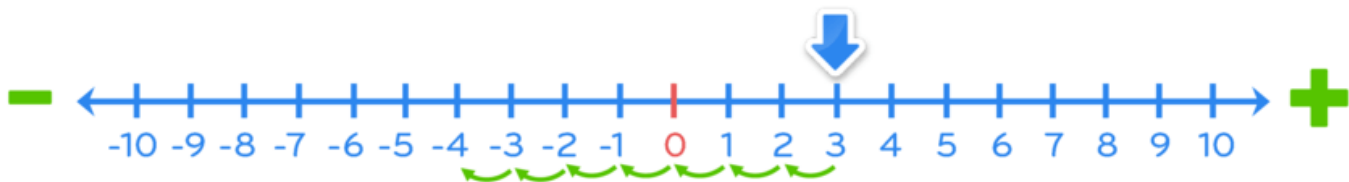


1. $-4 + 5 =$

2. $-8 + 3 =$



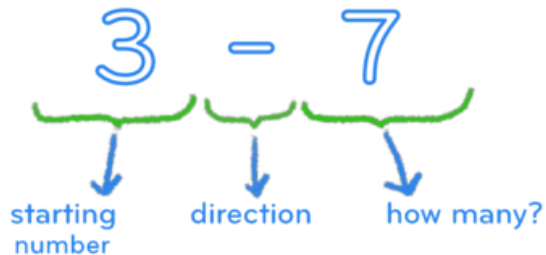
Adding a negative number



1. $3 + -7 =$

2. $4 + -6 =$

3. $-3 + -4 =$

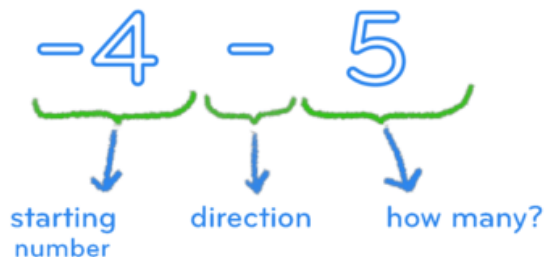


Subtracting a positive number from a negative number



1. $-4 - 5 =$

2. $-1 - 3 =$



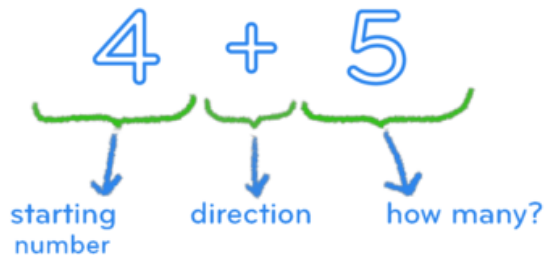
Subtracting a negative number



1. $4 - -5 =$

2. $1 - -3 =$

3. $-1 - -4 =$



Practice time

1. $-5 + 12 =$

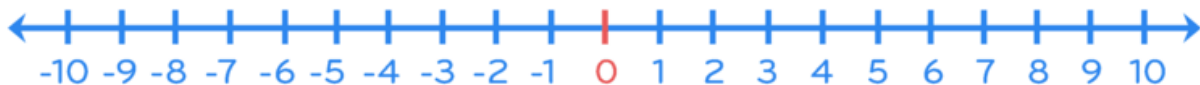
2. $-15 + 2 =$

3. $-3 - 10 =$

4. $6 - 8 =$

5. $15 - 25 =$

HINT:
The number line may not
be long enough – draw in
more of the number line
if you need to or just
imagine it!



Practice time

6. $-4 - 2 =$

7. $6 + -4 =$

8. $5 - -10 =$

9. $-2 - 3 + 6 =$

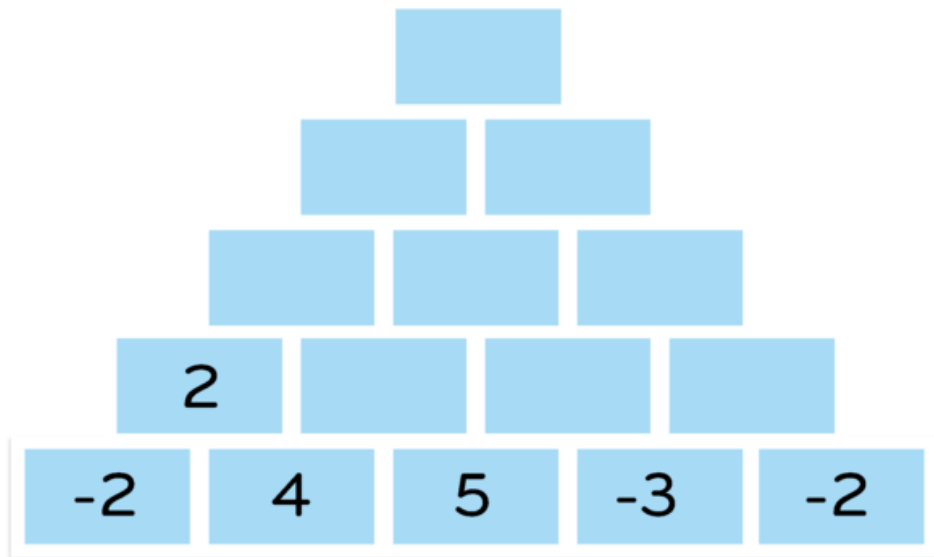
10. $-3 - -5 + -10 =$

HINT:
The number line may not
be long enough - draw in
more of the number line
if you need to or just
imagine it!



Practice time

11. Complete the addition pyramid.





Reflection

What made you feel proud in today's session?



You are learning about adding and subtracting positive and negative numbers